

Fiordland Premium Itinerary

Day 1

JET BOATING

Jet boat the Upper Waiau River which flows between Lake Te Anau and beautiful Lake Manapouri. Heli combos available.



ATA WHENUA

Enjoy 32 minutes of breathtaking Fiordland scenery across the extremes of season, climate and terrain, at the Fiordland Cinema.



SCENIC FLIGHTS

Take in the majestic views of Fiordland from helicopter, fixed wing or water plane.



TE ANAU GLOWWORM CAVES

Observe how the rushing water sculpts the rock formations, before gliding through silent darkness to the glowworm grotto.



Day 2


HELI JET

Helicopter over Fiordland and Jet boat the steepest river in NZ to the Southern Coast.




EPIC FIORDLAND

Enjoy fishing, a scenic helicopter flight and guided walk in this full day adventure.




MILFORD TRACK DAY WALK

Explore the finest walk in the world on a fully guided day walk.



COACH, CRUISE AND WALK

Join a small group tour (maximum 12) or personal charter on a fully guided day in Milford Sound.



Add On Options

Day 2— Doubtful Sound Overnight Cruise
(Maximum 12 passengers)

Day 3— Fiordland Discovery Overnight Cruise
in Milford Sound

Stay 3 Nights

Fiordland Lodge, Prospect Lodge,
Distinction Te Anau Hotel & Villas,
Dock Bay Lodge

